

# Tri-Blend Crew



Front






Back

## DT142

- 4.4-ounce, 50/37.5/12.5 poly/cotton/rayon
- Rib knit crewneck
- Double-needle sleeves and hem

Finished Measurements in Inches								
Size	XS	S	M	L	XL	2XL	3XL	4XL
Chest	18 1/2	20	21 1/2	23	24 1/2	26	27 1/2	29
Body	26	27 1/2	29	30 1/2	32	33 1/2	34 1/2	35 1/2
Sleeve	16 3/4	17 1/2	18 1/4	19	19 3/4	20 1/2	21 1/4	22

Chest width measured 1" below arm hole. Front body length measured from high point shoulder to hem. Sleeve length measured from shoulder seam to hem. Neck measured by width, seam to seam.

Colors	
	Grey Heather
	Maritime Heather
	Chocolate Heather

Please Note:  
Colors shown are approximate and for reference only. For closest match see PMS colors, or for exact match, returnable samples and grommited samples are available.

Color Chart			
Colors	Grey Heather	Maritime Heather	Chocolate Heather
Textile PMS	No Match	No Match	No Match
General PMS	CI Gy9C	652C	497C